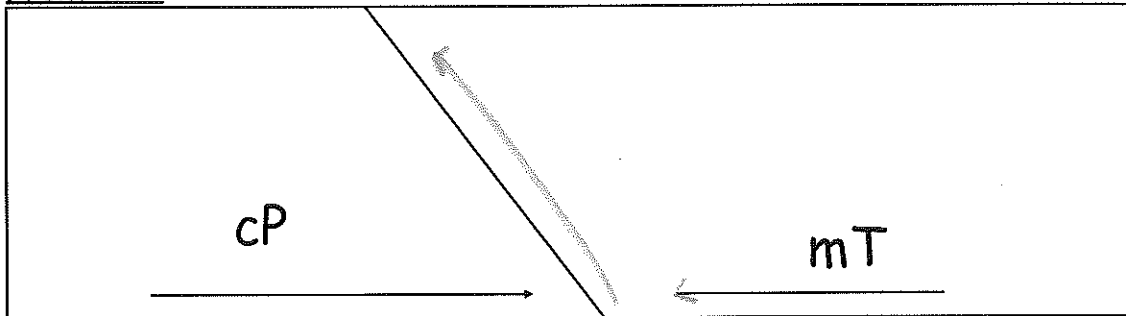


Name: _____

Weather Fronts

In the following diagrams, identify the type of front that is shown, and describe the typical weather that comes along with it.

Front #1:



Type of front: _____

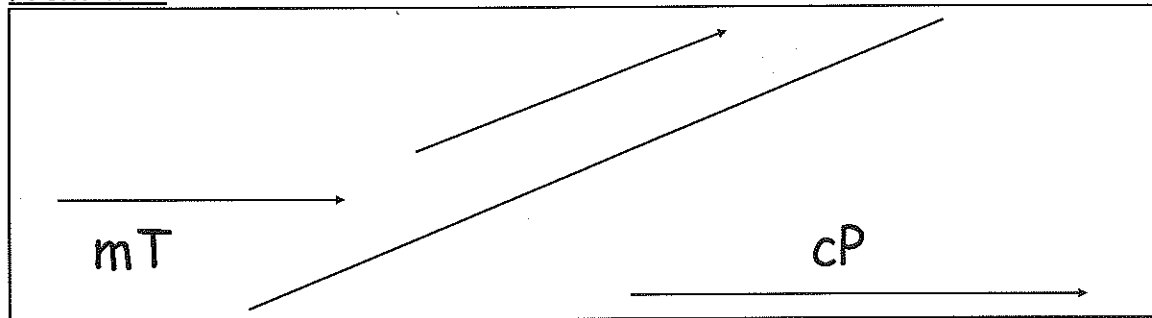
Typical weather associated with front: _____

Front map symbol (draw it here):

On the diagram above:

- Draw clouds where they would appear along the front.
- Color the cold air mass blue and the warm air mass red.

Front #2:



Type of front: _____

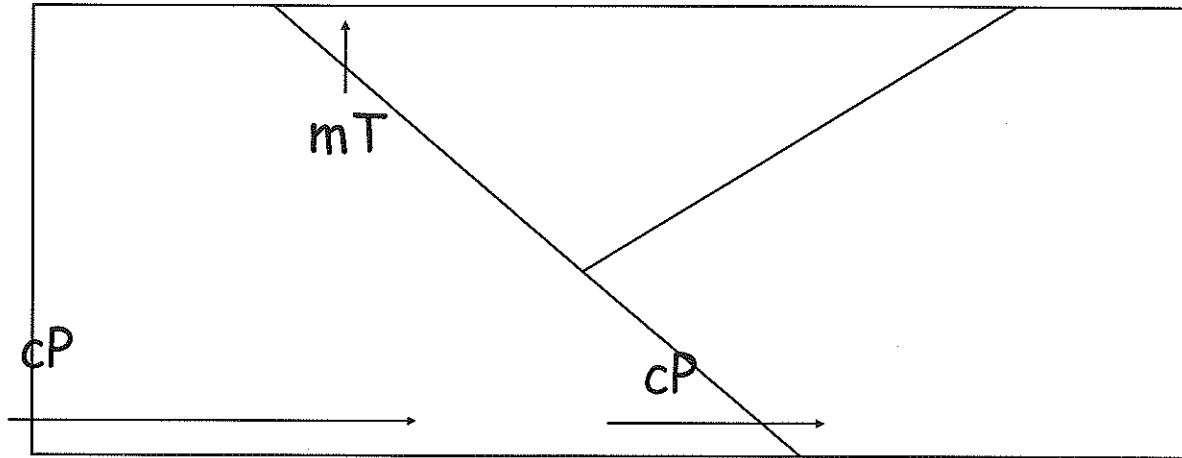
Typical weather associated with front: _____

Front map symbol (draw it here):

On the diagram above:

- Draw clouds where they would appear along the front.
- Color the cold air mass blue and the warm air mass red.

Front #3:



Type of front: _____

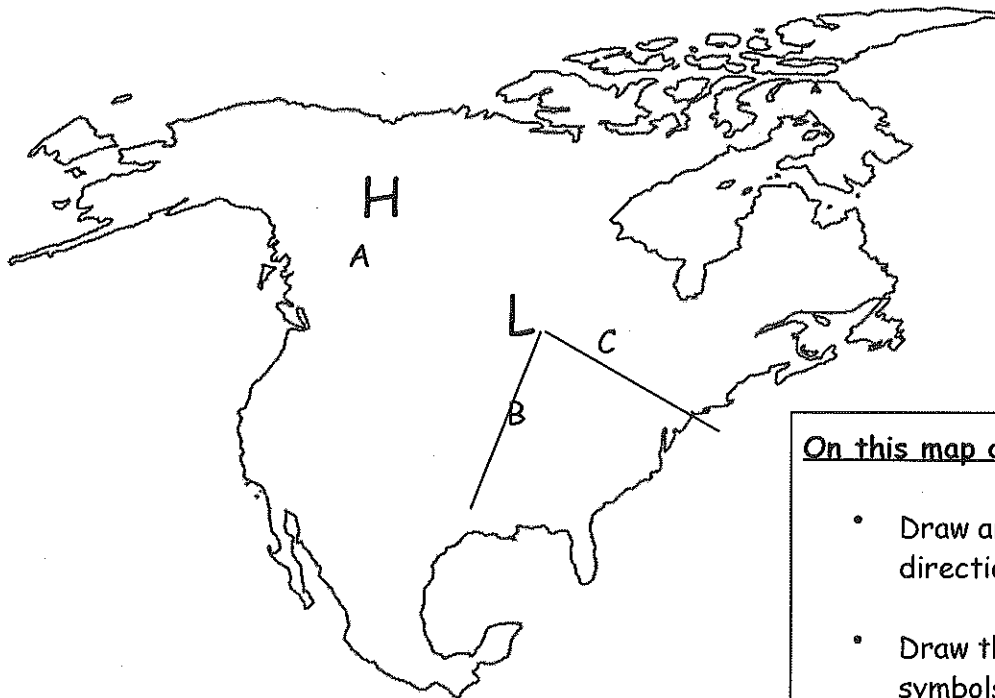
Typical weather associated with front: _____

Front map symbol (draw it here): _____

On the diagram above:

- Draw clouds where they would appear along the front.
- Color the cold air mass blue and the warm air mass red.

Part II:



On this map do the following:

- Draw arrows for the wind direction around the H and L.
- Draw the correct front symbols on the lines extending from the L.
- Describe the weather at Points A, B, and C. Write your descriptions on the map next to each point.