

Cell Cycle Foldable Directions

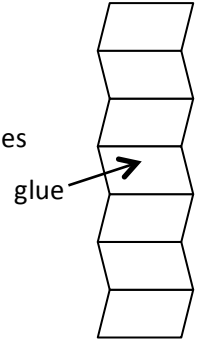
Due Date _____

Use this sheet as a check list to make sure you have include all the required information on your foldable.

Folding Directions:

1. Fold each of your two panels of paper in half.
2. Fold each end of your panels back, creating 4 rectangles on each panel (like an accordion).
3. Overlap one rectangle from each panel and glue them together. There will be a total of 7 rectangles after you do this.

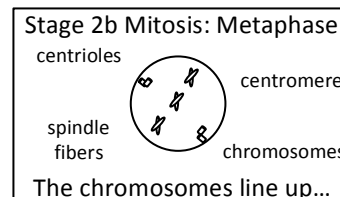
Each rectangle will illustrate and describe one stage of the cell cycle.



Project Directions:

All rectangles should contain a title, illustration, and detailed description of that stage of the cell cycle.

1. The Cell Cycle
2. Stage 1 Interphase
3. Stage 2a Mitosis: Prophase
4. Stage 2b Mitosis: Metaphase
5. Stage 2c Mitosis: Anaphase
6. Stage 2d Mitosis: Telophase
7. Stage 3 Cytokinesis



Illustrations must be colored neatly and labeled with straight lines (use a ruler). Folds must be neat, and writing must be legible (type, if necessary).

Cell Cycle Foldable Directions

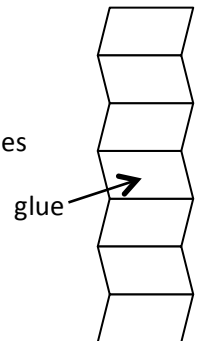
Due Date _____

Use this sheet as a check list to make sure you have include all the required information on your foldable.

Folding Directions:

1. Fold each of your two panels of paper in half.
2. Fold each end of your panels back, creating 4 rectangles on each panel (like an accordion).
3. Overlap one rectangle from each panel and glue them together. There will be a total of 7 rectangles after you do this.

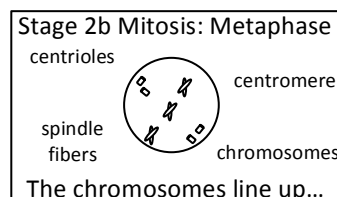
Each rectangle will illustrate and describe one stage of the cell cycle.



Project Directions:

All rectangles should contain a title, illustration, and detailed description of that stage of the cell cycle.

1. The Cell Cycle
2. Stage 1 Interphase
3. Stage 2a Mitosis: Prophase
4. Stage 2b Mitosis: Metaphase
5. Stage 2c Mitosis: Anaphase
6. Stage 2d Mitosis: Telophase
7. Stage 3 Cytokinesis



Illustrations must be colored neatly and labeled with straight lines (use a ruler). Folds must be neat, and writing must be legible (type, if necessary).

Name _____ Date Due _____ Period _____

Cell Cycle Foldable Grading Rubric

- 1. Title:** Title, Name, Date, Period _____ / 4 points
- 2. Stage 1 Interphase:** Title, Illustration (colored and labeled), Description _____ / 5 points
- 3. Stage 2a Mitosis: Prophase:** Title, Illustration (colored and labeled), Description _____ / 5 points
- 4. Stage 2b Mitosis: Metaphase:** Title, Illustration (colored and labeled), Description _____ / 5 points
- 5. Stage 2c Mitosis: Anaphase:** Title, Illustration (colored and labeled), Description _____ / 5 points
- 6. Stage 2d Mitosis: Telophase:** Title, Illustration (colored and labeled), Description _____ / 5 points
- 7. Stage 3 Cytokinesis:** Title, Illustration (colored and labeled), Description _____ / 5 points
- 8. Followed Directions:** _____ / 6 points
lines drawn neat/straight colored neatly folded neatly

Total: _____ / 40 points

Name _____ Date Due _____ Period _____

Cell Cycle Foldable Grading Rubric

- 1. Title:** Title, Name, Date, Period _____ / 4 points
- 2. Stage 1 Interphase:** Title, Illustration (colored and labeled), Description _____ / 5 points
- 3. Stage 2a Mitosis: Prophase:** Title, Illustration (colored and labeled), Description _____ / 5 points
- 4. Stage 2b Mitosis: Metaphase:** Title, Illustration (colored and labeled), Description _____ / 5 points
- 5. Stage 2c Mitosis: Anaphase:** Title, Illustration (colored and labeled), Description _____ / 5 points
- 6. Stage 2d Mitosis: Telophase:** Title, Illustration (colored and labeled), Description _____ / 5 points
- 7. Stage 3 Cytokinesis:** Title, Illustration (colored and labeled), Description _____ / 5 points
- 8. Followed Directions:** _____ / 6 points
lines drawn neat/straight colored neatly folded neatly

Total: _____ / 40 points